

Series eTR

ROOM CONTROLLER

and buttons for 

Series Cala

Series Corlo

elsner[®]
elektronik

Nunio



ROOM CONTROLLERS, SENSORS & PUSH BUTTONS

Control panels and switches are literally the daily point of contact with the Smart Home or Smart Building. They should invite you to use the comfort and safety of building technology.

Form, surface, menu navigation and comprehensible function play a decisive role in room controllers and push buttons. Elsner Elektronik takes these requirements seriously and has the design quality and functionality of its own products independently confirmed from time to time – through awards such as the Red Dot Award, the German Design Award, the iF Award and others.



eTR

the flexible solution for cost-conscious building owners
starting on page 4



Cala

the all-round solution for switch frames
starting on page 20



Corlo

the premium series for high-quality interiors
starting on page 40



Nunio

one for all
starting on page 52

Online shop and current product info: www.elsner-elektronik.de



SERIES eTR

cost-conscious

The controllers and push buttons of the KNX eTR series are switch size and flexible in installation. The clear design language provides quick and easy access to building technology. The real glass surface is both elegant and durable.

FLEXIBLE MOUNTING AND INTUITIVE USER INTERFACE

The controllers and buttons can be installed on the wall with or without a switch box. The size is approximately 82 mm × 82 mm and has a mounting depth of approx. 12 mm, making it similar to a normal switch. With an additional surface-mounted housing, the units can also be used for installations where the cables are laid on the wall. The total depth then increases to approx. 27.5 mm.

The colours deep black RAL 9005 and signal white RAL 9003 match many current furnishing styles. A temperature sensor is integrated in all devices of the eTR series so that no further sensors need to be installed for room temperature control.

All devices of the eTR series are supplied via the KNX bus voltage, therefore only the KNX TP cable is required for connection.



reddot award 2019
best of the best



All KNX products of Elsner Elektronik are configured via the ETS. No further software is necessary.






KNX eTR 101



KNX eTR gl



Product images show approximately original size.



KNX eTR 101 and KNX eTR gl Temperature Controller

The individual feel-good temperature can be easily set with the heating controllers KNX eTR 101. The target temperature is displayed in illuminated digits and can be changed using the intuitively understandable “Plus” and “Minus” buttons. The KNX eTR gl, on the other hand, controls the room temperature purely according to automatic specifications.

- Control of heating/cooling
- Integrated temperature sensor with calculation of mixed values (own/external value)
- Output of 2 temperature threshold values
- Operating voltage: bus voltage

KNX eTR 101

Temperature controller with setpoint adjustment

- Display of temperature, adjustment of target temperature via push buttons
- The temperature display can light up permanently or only briefly after touching

KNX eTR gl

Automatic temperature controller

- Object controller without manual functions



PI control of heating and air conditioning

The temperature PI controller in the application can be used to control single- and two-stage heating and cooling systems, including combined systems with switchover between heating and cooling. The reference here is always the comparison between the measured actual temperature and the desired target temperature.



KNX eTR 201 Sunblind



KNX eTR 202 Sunblind



Product images show approximately original size.



KNX eTR 201/202 Temperature & Sunblind

With the combined push buttons, the room temperature can be adjusted with large touch buttons "Plus" and "Minus". In addition, the sunblind or darkening is positioned using the arrow buttons.

- Display of temperature, adjustment of target temperature via push buttons
- Control of heating/cooling
- Integrated temperature sensor with calculation of mixed values (own/external value)
- Output of 2 temperature threshold values
- White LEDs for visual feedback above each arrow symbol
- The temperature display and the LEDs in the button area can be controlled either together or separately. Permanent lighting or brief feedback after touching is possible
- Area function when touching two or more touch buttons simultaneously, also see box on page 13
- Logic gates (2 AND, 2 OR)
- Operating voltage: bus voltage

KNX eTR 201 Sunblind

Temperature controller and button for sun blind

- Touch surfaces for 1 shading (up/down)

KNX eTR 202 Sunblind

Temperature controller and button for sun blind

- Touch surfaces for 2 shadings (up/down)

KNX eTR 205 Light

KNX eTR 206 Light



KNX eTR 205, 206 and 208 are only available in white!

KNX eTR 208 Light/Sunblind

Product images show approximately original size.



KNX eTR 205/206/208 Temperature & Light

Room temperature and lighting are set with the KNX eTR 205 and 206 buttons. With KNX eTR 208, the shading can be positioned additionally. The large, illuminated temperature display and icons clearly identify the touch surfaces.

- Display of temperature, adjustment of target temperature via push buttons
- Control of heating/cooling
- Integrated temperature sensor with calculation of mixed values (own/external value)
- Output of 2 temperature threshold values
- White LEDs for visual feedback above each arrow symbol
- The temperature display and the LEDs in the button area can be controlled either together or separately. Permanent lighting or brief feedback after touching is possible
- Area function when touching two or more touch buttons simultaneously, also see box on page 13
- Logic gates (2 AND, 2 OR)
- Operating voltage: bus voltage

KNX eTR 205 Light

Temperature controller and button for light

- Touch surfaces for 1 light (on/off or brighter/darker)
- White LED in lamp symbol (on/off indicator)

KNX eTR 206 Light

Temperature controller and button for light

- Touch surfaces for 2 lights (on/off or brighter/darker)
- White LED in lamp symbol (on/off indicator)

KNX eTR 208 Light/Sunblind

Temperature controller and button for light & sun blind

- Touch surfaces for 1 light (on/off or brighter/darker)
- White LED in lamp symbol (on/off indicator)
- Touch surfaces for 1 shading (up/down)

KNX eTR M1

KNX eTR M2



KNX eTR M4

Product images show approximately original size.

KNX eTR M Push Buttons

The touch buttons KNX eTR are flexibly programmable. For example as a light switch, for dimming, to move shading up and down or to call up scenes. With an integrated sensor, they unobtrusively detect the temperature on site.

- KNX push button with touch surface
- LED for optical feedback in each button field
- White LED for visual feedback in each button field. LEDs can be controlled either together as ambient light or individually as feedback. The feedback signal can be a permanent light or switch on only briefly after a button is touched
- Integrated temperature sensor with calculation of mixed values (own/external value)
- Logic gates (2 AND, 2 OR)

KNX eTR M1 Single push button

- Configurable as switch, selector switch, dimmer, blind (position and slat up/stop OR down/stop), roller shutter (up/down/stop), awning (in/out/stop), window (close/open/stop), as 8- or 16-bit encoder or for scene recall/saving
- 1 LED

KNX eTR M2 Double push button

- Configurable as switch, selector switch, dimmer, for operating drives, as 8- or 16-bit value encoder or for scene recall/saving
- Additional area function when touching both touch buttons
- 2 LEDs in total

KNX eTR M4 Four-gang push button

- Configurable as switch, selector switch, dimmer, for operating drives, as 8- or 16-bit value encoder or for scene recall/saving
- Additional area function when touching two or more touch buttons
- 4 LEDs in total



Practical extra: The area function

The double and four-gang versions of KNX eTR M have an additional switching function when touching several fields. All you need to do is wipe over the button or briefly place your hand on it to trigger a scene or switch on the light, for example.





Product images show approximately original size.

KNX eTR MultiTouch Light/Sunblind Button

Printed icons show immediately that the KNX eTR MultiTouch push button is used to adjust light, temperature and shading. An integrated sensor invisibly detects the room temperature.

- KNX push button with touch surface
- Operating zone with "light" icon and 3 touch fields. Fields freely configurable, for example for switching/brighter/darker
- Operating zone with icon "blind/sunshade" and 3 touch fields. Fields freely configurable, for example for up/down (with short/long distinction) and a stored movement position
- Operating zone with icons "temperature control" and 3 touch fields. Fields freely configurable, for example for warmer/cooler/changeover heating & cooling
- LEDs for visual feedback in the lamp symbol and in the temperature control zone: 3 white LEDs each for step indication "Plus" and "Minus". Red and blue LEDs in the thermometer symbol for mode display "heating"/"cooling" or "heat protection"/"frost protection" (flashing)
- The LEDs can be controlled either all together or individually as feedback. In addition, a choice can be made between permanent lighting, lighting only briefly after a button is touched or switching off. Flashing is also possible when a blocking object is active. A different LED brightness can be set for day and night
- Integrated temperature sensor with calculation of mixed values (own/external value)
- PI controller for heating/cooling, see box on page 7
- 3 scene memories
- Logic gates (4 AND, 4 OR)



Which button controls what?

With the variety of functions in the Smart Building, it is important that it is clear where to touch so that something happens. Especially in hotels and other buildings with changing users. But ease of use is also essential at home, so that technology is fun and useful.

NAME	KNX eTR 101	KNX eTR gl	KNX eTR 201 Sunblind	KNX eTR 202 Sunblind	KNX eTR 205 Light	KNX eTR 206 Light	KNX eTR 208 Light/Sunblind	KNX eTR M1	KNX eTR M2	KNX eTR M4
Item number	70650 (white) 70651 (black)	71300 (white) 71302 (black)	71090 (white) 71092 (black)	71100 (white) 71102 (black)	71160 (white)	71170 (white)	71190 (white)	71110 (white) 71112 (black)	71120 (white) 71122 (black)	71130 (white) 71132 (black)
INTEGRATED SENSORS										
Temperature	✓	✓	✓	✓	✓	✓	✓	✓	✓	✓
MANUAL OPERATION										
Light: switch/dim	-	-	-	-	✓	✓	✓	✓	✓	✓
Sun shade/window	-	-	✓	✓	-	-	✓	✓	✓	✓
Temperature	✓	-	✓	✓	✓	✓	✓	-	-	-
Scenes	-	-	-	-	-	-	-	✓	✓	✓
Send value (bus)	-	-	-	-	-	-	-	✓	✓	✓
AUTOMATIC CONTROL										
Temperature control	✓		✓	✓	✓	✓	✓	-	-	-

Colours: white = RAL 9003 signal white; black = RAL 9005 jet black

Note: Not all devices can cover all operating and automatic functions at the same time. Please note the detailed descriptions.



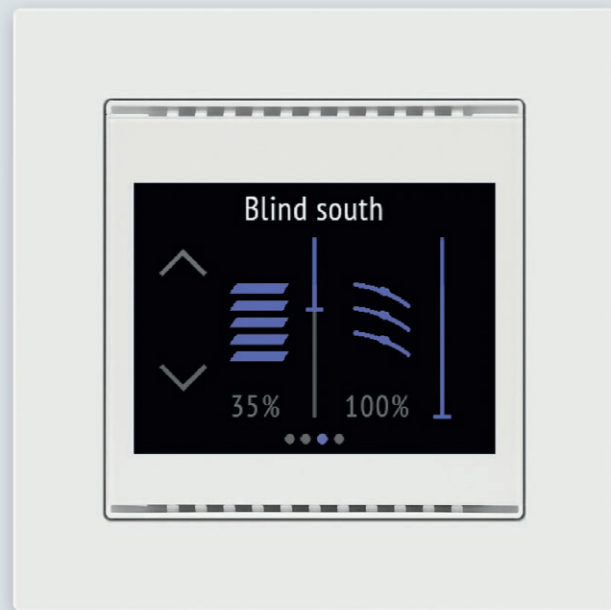
Housing for surface-mounted installation of the eTR series, here in white with KNX eTR M2

30190 (white)

NAME	KNX eTR MultiTouch Light/Sunblind
Item number	71060 (white) 71062 (black)
INTEGRATED SENSORS	
Temperature	✓
MANUAL OPERATION	
Light: switch/dim	✓
Sun shade/window	✓
Temperature	✓
Scenes	✓
Send value (bus)	✓
AUTOMATIC CONTROL	
Temperature control	✓







SERIES CALA

allround

Intelligent control units for the KNX Smart Building as easy to install as a light switch? This is possible with the Cala KNX series!

FOR 55 mm FRAMES OF THE SWITCH RANGES

The room controllers, sensors and buttons are installed in the switch range of the building with the supplied support frame. With the colours deep black RAL 9005 and pure white RAL 9010, the inserts match many frame designs. The precious and combination-friendly glass surface connects all Cala inserts.

All Cala inserts are supplied via the KNX bus voltage, so only the KNX TP cable is required for connection.



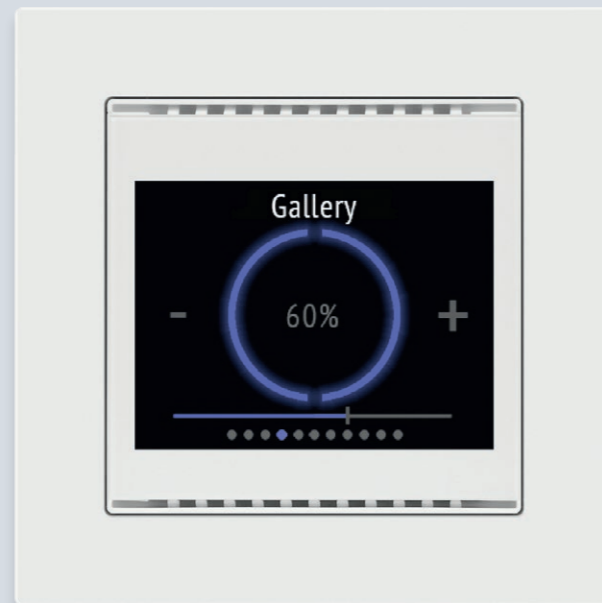
The Cala series is also available for the Swiss 60 mm installation system. Visit our online shop at www.elsner-elektronik.de



All KNX products of Elsner Elektronik are configured via the ETS. No further software is necessary. With some room controllers, settings can be conveniently readjusted on the display of the device.



Also available in black!



Product images show approximately original size.



CALA® Touch KNX Room Controller

The Cala Touch KNX display can replace several push buttons, for example for light, sun protection and room temperature setting. Integrated sensors and matching controllers also automatically ensure a good room climate.

- Colour display with touch surface for operation of light, shading, windows, heating, air conditioning and scenes (adjustable). Display of values and texts
- Up to 3 user interfaces for light (switching or dimming with display of the current value); Setting page for RGB colour and temperature colour
- Biodynamic lighting control (human centric lighting)
- Up to 3 user interfaces for shading or window with display of current travel/slat position
- User interface for heating and climate
- User interfaces for up to 4 scenes
- Display page for own measured values, display page for up to 4 bus values and two display pages for text
- Weekly timer with 8 time periods
- Screen saver shows time or indoor/outdoor temperature
- 4 inputs (binary inputs or for temperature sensor T-NTC), connecting cable for inputs is supplied
- Calculation of mixed values, adjustable threshold values
- Logic gates (8 AND/8 OR)
- 8 multifunctional modules for calculation, conditions, transition
- 4 actuating variable comparators
- Summer compensation for cooling

Cala Touch KNX T with temperature sensor

- Control of heating/cooling, also see box on page 27

Cala Touch KNX TH with temperature and humidity sensor

- Control of heating/cooling and ventilation (dehumidification/humidification), also see box on page 27
- Calculation of the dewpoint
- Monitoring of the comfort field (DIN 1946)

Cala Touch KNX AQS/TH with sensors for CO₂, temperature, humidity

- Control of heating/cooling and ventilation (CO₂, dehumidification/humidification), also see box on page 27
- Calculation of the dewpoint
- Monitoring of the comfort field (DIN 1946)



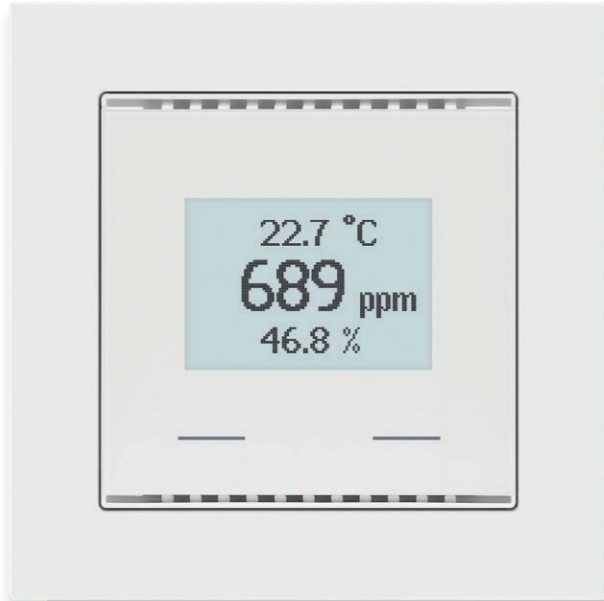
Biodynamic lighting control imitates daylight

The adjustment of brightness and colour temperature during the course of the day can support the natural daily rhythm in areas with artificial light and contribute to well-being and performance.

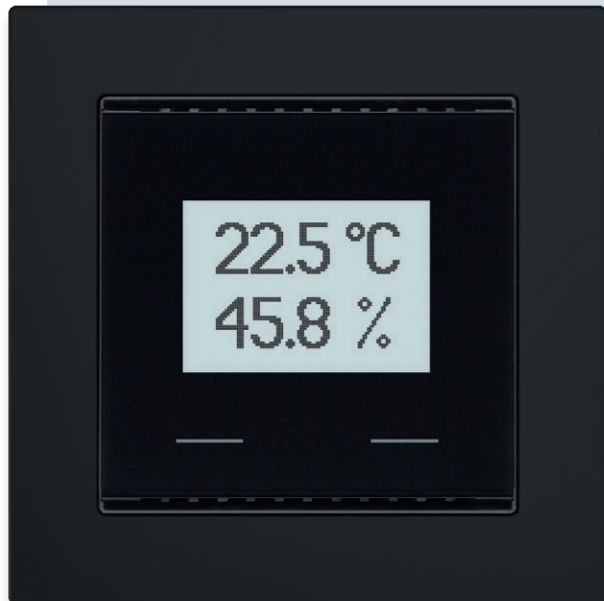
Summer compensation: energy-conscious cooling

At high outdoor temperatures, the target temperature for cooling is automatically raised slightly to avoid large differences between outdoors and indoors.

KNX AQS/TH-UP Touch



KNX VOC/TH-UP Touch



KNX TH-UP Touch



KNX T-UP Touch

Product images show approximately original size.

KNX T-UP Touch Room Controller

The room controllers KNX T-UP Touch with display and touch buttons also match the Cala series. The devices combine sensor technology and control and thus ensure a good room climate. In addition to the temperature, the humidity and the CO₂ or mixed gas content of the air can be measured and controlled.

- Black-and-white display for displaying own measured values, bus data (e.g. date, time) and mode. Scale for adjustment of target temperature
- 2 touch buttons can be used as bus push buttons, for changing the target temperature or for mode switching
- Calculation of mixed values, adjustable threshold values
- Logic gates (4 AND, 4 OR)
- 2 actuating variable comparators

KNX T-UP Touch Temperature sensor

- Control of heating/cooling

KNX TH-UP Touch

Temperature and humidity sensor

- Control of heating/cooling and ventilation (dehumidification/humidification), also see box on page 27
- Calculation of the dewpoint
- Monitoring of the comfort field (DIN 1946)



KNX AQS/TH-UP Touch

Sensor for CO₂, temperature, humidity

- Control of heating/cooling and ventilation (CO₂, dehumidification/humidification), also see box on page 27
- Calculation of the dewpoint
- Monitoring of the comfort field (DIN 1946)

KNX VOC/TH-UP Touch

Sensor for mixed gas, temperature, humidity


- Control of heating/cooling and ventilation (mixed gas, dehumidification/humidification), also see box on page 27
- Calculation of the dewpoint
- Monitoring of the comfort field (DIN 1946)



What is mixed gas?

Volatile organic compounds (VOC) are called mixed gas. These can be vapours from building materials and furniture, for example adhesives, but also from pets and human inhabitants. Even a cloud of perfume causes the VOC concentration to rise.

Also available in black!



KNX T-UP gl | KNX TH-UP gl | KNX AQS/TH-UP gl

Product images show approximately original size.



KNX T-UP gl Controller

The KNX T-UP gl sensors have an integrated control and therefore automatically ensure a good indoor climate. Their design fits perfectly with the Cala series. Depending on the model, temperature, humidity and CO₂ content are kept constant.

- Glass surface
- Calculation of mixed values, adjustable threshold values
- Logic gates (4 AND, 4 OR)
- 2 actuating variable comparators

KNX T-UP gl Temperature sensor

- Control of heating/cooling

KNX TH-UP gl

Temperature and humidity sensor

- Control of heating/cooling and ventilation (dehumidification/humidification)
- Calculation of the dewpoint
- Monitoring of the comfort field (DIN 1946)

KNX AQS/TH-UP gl

Sensor for CO₂, temperature, humidity

- Control of heating/cooling and ventilation (CO₂, dehumidification/humidification)
- Calculation of the dewpoint
- Monitoring of the comfort field (DIN 1946)

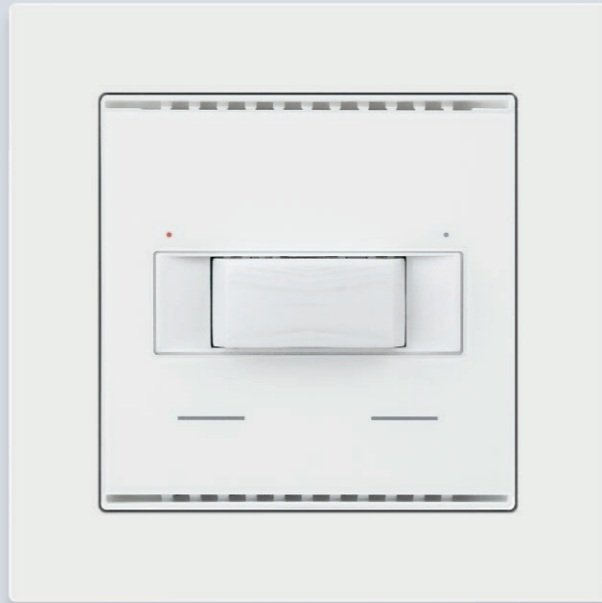


PI control of heating and air conditioning

The temperature PI controller in the application can be used to control single- and two-stage heating and cooling systems, including combined systems with switchover between heating and cooling. The reference here is always the comparison between the measured actual temperature and the desired target temperature.



Also available in black!



Product images show approximately original size.



KNX T-L-Pr-UP Touch Combined Presence Sensor

The presence detector detects people at an angle of 150° and enables presence-related switching in the KNX system. For example, for lighting or for demand-based control of heating. For this purpose, the KNX T-L-Pr-UP Touch measures the room brightness and temperature.

- Presence detector (range 5 m) configurable as master or slave
- Brightness sensor with threshold values
- Temperature sensor with calculation of mixed values (own/external value)
- 2 touch buttons (bus push button) with individually adjustable function: as switch, selector switch, dimmer, for the operation of drives, as 8-/16-bit value encoder or for scene recall/storage
- 2 red status LEDs can be configured separately. Flashing or switching is controlled via objects
- Logic gates (2 AND, 2 OR)



Lighting and heating rooms sensibly

In the long run, it saves a lot of energy if light and heating are only switched on when the room is actually being used. A presence detector detects the presence of a person, even if he or she is only moving a little, for example sitting at a desk. The room brightness is permanently measured for light switching or dimming. This means that artificial lighting can always supplement or replace daylight to the optimum extent.



Cala KNX T 201 Sunblind



Cala KNX T 202 Sunblind

Product images show approximately original size.



CALA® KNX T 101/201/202 Temperature Controller

Temperature control is at the heart of the Cala KNX T 101 and Cala KNX T 201/202 Sunblind push buttons. The target temperature is shown here in illuminated digits and can be changed directly using the intuitively understandable “Plus” and “Minus” buttons. In addition, the models 201 and 202 have up/down touch surfaces for positioning sunblinds and darkening.

- Control of heating/cooling, also see box on page 23
- Integrated temperature sensor with calculation of mixed values (own/external value)
- Output of 2 temperature threshold values
- The temperature display and the LEDs in the button area can be controlled either together or separately. Permanent lighting or brief feedback after touching is possible
- Operating voltage: bus voltage

Cala KNX T 101 Temperature controller

- Display of temperature, adjustment of target temperature via push buttons



Keeping room temperature comfortable

If the temperature is right, you are already a good deal closer to the feel-good climate. The temperature in each room must therefore be measured as the basis for automation. The temperature sensor built into the glass switches of Elsner Elektronik saves the installation of separate sensors. It couldn't be more unobtrusive.

Cala KNX 201 Sunblind

Temperature controller and button for sun blind

- Display of temperature, adjustment of target temperature via push buttons
- Touch surfaces for 1 shading (up/down)
- Additional area function when touching two or more touch buttons simultaneously, also see box on page 33
- White LEDs for visual feedback above each up/down symbol (2 feedback LEDs in total)
- Logic gates (2 AND, 2 OR)

Cala KNX 202 Sunblind

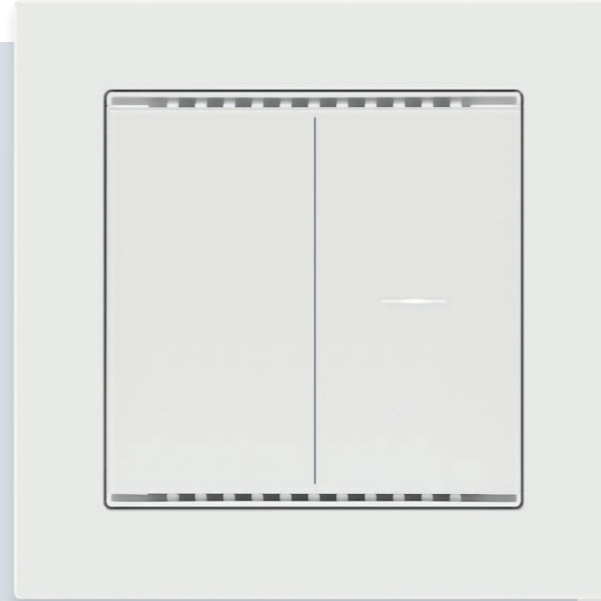
Temperature controller and button for sun blind

- Display of temperature, adjustment of target temperature via push buttons
- Touch surfaces for 2 shadings (up/down)
- Additional area function when touching two or more touch buttons simultaneously, also see box on page 33
- White LEDs for visual feedback above each up/down symbol (4 feedback LEDs in total)
- Logic gates (2 AND, 2 OR)

Cala KNX M1-T



Cala KNX M2-T



Cala KNX M4-T

Product images show approximately original size.

CALA® KNX M-T Push Buttons

In the KNX system, programmable glass push buttons replace conventional light switches and double rockers for moving shading systems. The push buttons can also be used to call up scenes and set other KNX commands. With the integrated sensor, they unobtrusively detect the temperature on site.

- KNX push button with touch surface
- LED for optical feedback in each button field
- White LED for visual feedback in button field. LEDs can be controlled either together as ambient light or individually as feedback. The feedback signal can be a permanent light or switch on only briefly after a key is touched
- Integrated temperature sensor with calculation of mixed values (own/external value)
- Logic gates (2 AND, 2 OR)

Cala KNX M1-T Single push button

- Configurable as switch, selector switch, dimmer, blind (position and slat up/stop OR down/stop), roller shutter (up/down/stop), awning (in/out/stop), window (close/open/stop), as 8- or 16-bit encoder or for scene recall/saving
- 1 LED

Cala KNX M2-T Double push button

- Configurable as switch, selector switch, dimmer, for operating drives, as 8- or 16-bit value encoder or for scene recall/saving
- Additional area function when touching both touch buttons
- 2 LEDs in total

Cala KNX M4-T Four-gang push button


- Configurable as switch, selector switch, dimmer, for operating drives, as 8- or 16-bit value encoder or for scene recall/saving
- Additional area function when touching two or more touch buttons
- 4 LEDs in total



Practical extra: The area function

The double and four-gang versions of KNX eTR M have an additional switching function when touching several fields. All you need to do is wipe over the button or briefly place your hand on it to trigger a scene or switch on the light, for example.





Cala KNX MultiTouch T Light/Sunblind



Cala KNX MultiTouch T Light/Scenes

Product images show approximately original size.

CALA® KNX MultiTouch T Push Button



On the Cala KNX MultiTouch T push buttons three functional areas are defined by printed icons: For light, temperature and, depending on the model, shading or scenes. An integrated sensor invisibly measures the room temperature.

- KNX push button with touch surface
- 3 operating zones arranged one above the other, printed with function icons. 3 touch fields per zone, freely configurable
- LEDs for visual feedback in the lamp symbol and in the temperature control zone: 3 white LEDs each for step indication "Plus" and "Minus". Red and blue LEDs in the thermometer symbol for mode display "heating"/"cooling" or "heat protection"/"frost protection" (flashing)
- The LEDs can be controlled either all together or individually as feedback. In addition, a choice can be made between permanent lighting, lighting only briefly after a button is touched or switching off. Flashing is also possible when a blocking object is active. A different LED brightness can be set for day and night
- Integrated temperature sensor with calculation of mixed values (own/external value)
- Control of heating/cooling, also see box on page 27
- Logic gates (4 AND, 4 OR)

Cala KNX MultiTouch T Light

- Operating zone for light (switching, brighter, darker)
- Free zone with 3 touch fields for individual assignment
- Operating zone for temperature control (warmer, cooler, changeover heating/cooling)

Cala KNX MultiTouch T Light/Sunblind

- Operating zone for light (switching, brighter, darker)
- Operating zone for blinds/sunshades (up/down with short/long distinction, movement position)
- Operating zone for temperature control (warmer, cooler, changeover heating/cooling)

Cala KNX MultiTouch T Light/Scenes

- Operating zone for light (switching, brighter, darker)
- Operating zone for temperature control (warmer, cooler, changeover heating/cooling)
- Operating zone for scene call and saving











Which button controls what?

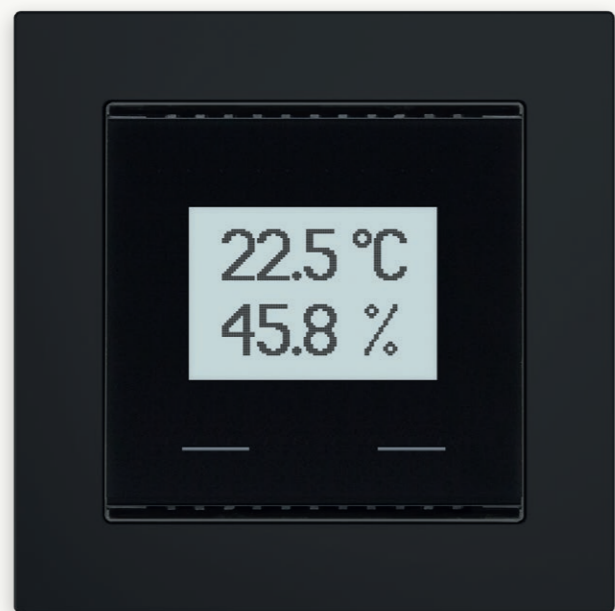
With the variety of functions in the Smart Building, it is important that it is clear where to touch so that something happens. Especially in hotels and other buildings with changing users. But ease of use is also essential at home, so that technology is fun and useful.

									
NAME	Cala Touch KNX T	Cala Touch KNX TH	Cala Touch KNX AQS/TH	KNX T-UP Touch	KNX TH-UP Touch	KNX AQS/TH-UP Touch	KNX VOC/TH-UP Touch	KNX T-UP gl	KNX TH-UP gl
Item number	70800 (white) 70802 (black)	70810 (white) 70812 (black)	70820 (white) 70822 (black)	70629 (white) 70628 (black)	70617 (white) 70616 (black)	70620 (white) 70619 (black)	70970 (white) 70973 (black)	70632 (white) 70631 (black)	70623 (white) 70622 (black)
INTEGRATED SENSORS									
Temperature	✓	✓	✓	✓	✓	✓	✓	✓	✓
Air humidity	-	✓	✓	-	✓	✓	✓	-	✓
CO ₂	-	-	✓	-	-	✓	-	-	-
Mixed gas	-	-	-	-	-	-	✓	-	-
MANUAL OPERATION									
Light: switching/dimming	✓ (slider)	✓ (slider)	✓ (slider)	✓	✓	✓	✓	-	-
Light: tunable white	✓	✓	✓	-	-	-	-	-	-
Light: colour (RGB)	✓	✓	✓	-	-	-	-	-	-
Sun shade/window	✓ (slider)	✓ (slider)	✓ (slider)	✓	✓	✓	✓	-	-
Temperature	✓	✓	✓	✓	✓	✓	✓	-	-
Scenes	✓	✓	✓	✓	✓	✓	✓	-	-
Send value (bus)	-	-	-	✓	✓	✓	✓	-	-
AUTOMATIC CONTROL									
Light	✓ (HCL)	✓ (HCL)	✓ (HCL)	-	-	-	-	-	-
Ventilation control	-	✓	✓	-	✓	✓	✓	-	✓
Temperature control	✓	✓	✓	✓	✓	✓	✓	✓	✓
Timer	✓	✓	✓	-	-	-	-	-	-
Summer compensation	✓	✓	✓	-	-	-	-	-	-

Colours:
white = RAL 9010 pure white
black = RAL 9005 jet black

											
NAME	KNX AQS/TH-UP gl	KNX T-L-Pr-UP Touch	Cala KNX T 101	Cala KNX T 201	Cala KNX T 202	Cala KNX M1-T	Cala KNX M2-T	Cala KNX M4-T	Cala KNX MultiTouch T Light	Cala KNX MultiTouch T Light/Sunblind	Cala KNX MultiTouch T Light/Scenes
Item number	70626 (white) 70625 (black)	70850 (white) 70852 (black)	70980 (white) 70982 (black)	70990 (white) 70992 (black)	71050 (white) 71052 (black)	70860 (white) 70862 (black)	70870 (white) 70872 (black)	70880 (white) 70882 (black)	70950 (white) 70952 (black)	70890 (white) 70892 (black)	70960 (white) 70962 (black)
INTEGRATED SENSORS											
Temperature	✓	✓	✓	✓	✓	✓	✓	✓	✓	✓	✓
Air humidity	✓	-	-	-	-	-	-	-	-	-	-
CO ₂	✓	-	-	-	-	-	-	-	-	-	-
Mixed gas	-	-	-	-	-	-	-	-	-	-	-
MANUAL OPERATION											
Light: switching/dimming	-	✓	-	-	-	✓	✓	✓	✓	✓	✓
Light: tunable white	-	-	-	-	-	-	-	-	-	-	-
Light: colour (RGB)	-	-	-	-	-	-	-	-	-	-	-
Sun shade/window	-	✓	-	✓	✓	✓	✓	✓	-	✓	-
Temperature	-	-	✓	✓	✓	-	-	-	✓	✓	✓
Scenes	-	✓	-	-	-	✓	✓	✓	-	-	✓
Send value (bus)	-	✓	-	-	-	✓	✓	✓	✓	-	-
AUTOMATIC CONTROL											
Light	-	-	-	-	-	-	-	-	-	-	-
Ventilation control	✓	-	-	-	-	-	-	-	-	-	-
Temperature control	✓	-	✓	✓	✓	-	-	-	✓	✓	✓
Timer	-	-	-	-	-	-	-	-	-	-	-
Summer compensation	-	-	-	-	-	-	-	-	-	-	-

Note: Not all devices can cover all operating and automatic functions at the same time. Please note the detailed descriptions.





SERIES CORLO

premium

Real glass surfaces and chrome-plated frames make operating displays, buttons and sockets of the Corlo series a highlight for high-quality interiors.

GLASS AND CHROME



The displays, buttons and other devices are installed in special Corlo frames. With noble materials and a slim, precise design, the frames form a perfect unit with the Corlo inserts. Single, double and triple versions make it easy to combine several inserts.

All devices of the Corlo series, including the displays, can be mounted in a normal device box. The overall dimensions with single frame are approx. 80 mm x 81 mm (width x height) with a mounting depth of approx. 12.5 mm.

The Corlo series is available with black or white glass surface. The edge is chosen to match the frame:



All KNX products of Elsner Elektronik are configured via the ETS. No further software is necessary. With some room controllers, settings can be conveniently readjusted on the display of the device.



Corlo Touch KNX glass white, edge white matt



Corlo Touch KNX glass black, edge chromed matt

Product images show approximately original size.



CORLO TOUCH KNX Display and Room Controller

The Corlo Touch KNX display controls room climate, sun protection, ventilation and light via the KNX bus system. The touch screen displays setting menus, but also switches and rotary controls for operating the building technology.

- Touch display usable as a switch, for the setting of automatic functions and display of information
- 3.5 inches screen diagonal
- 10 display pages can be configured individually, with areas for operation and display (e.g. switch, rocker, rotary control and value display)
- Includes large set of icons. You can load your own icons from Micro-SD Card
- Automatic functions for control of shading, room conditioning (heating, cooling, ventilation), lighting, adjustable on display
- Internal scene control, timer and wake-up function
- Logic gates (4 AND, 4 OR)
- RGB ambient lighting with individually variable colours
- Proximity sensor allows switching on approach and fast activation of the display from standby mode
- Brightness sensor for automatic adaption of the display lighting
- 4 inputs (binary inputs or for temperatures sensor T-NTC), connection cable available separately
- Micro SD card slot for images, icons
- Mounting with frame Corlo in socket. An electronics box is recommended when using the inputs

Corlo Touch KNX

- KNX connection for data communication

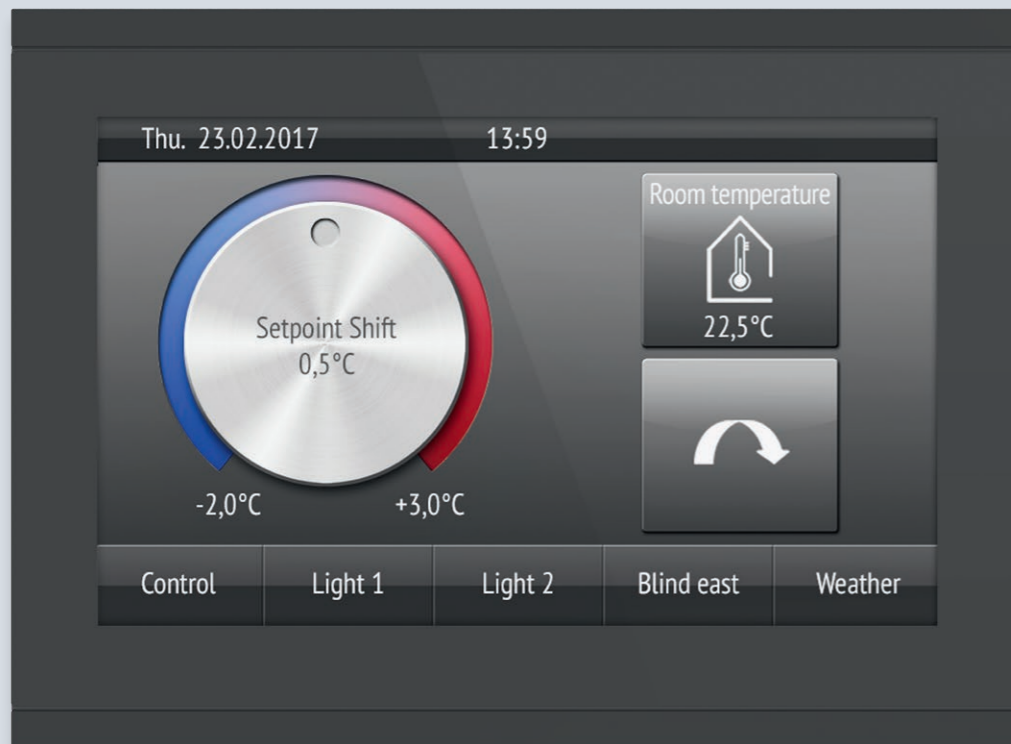
Corlo Touch KNX WL

- KNX connection
- WLAN communication for displaying network content (e.g. defined websites, camera images, visualization) and for app control via smartphone



Corlo Touch version "WL" with WLAN

There is an extended version of both Corlo Touch KNX displays (3.5in and 5in) with WLAN connection. In addition to displaying camera images or visualizations, these models also communicate with the Corlo Mobile App. This turns the smartphone or tablet PC into an additional operating device for all Corlo Touch functions. The app can be downloaded for Apple iOS or Android in the respective shops.



Product images show approximately original size.

CORLO TOUCH KNX 5in Display and Room Controller

The 5-inch display with KNX control functions offers a generous display with user-friendly operating elements. Nevertheless, it is installed in a normal appliance socket. For the Corlo Touch KNX 5in, the frame is integrated in the device.

- KNX touch display usable as a switch, for the setting of automatic functions and display of information
- 5 inches screen diagonal
- 10 display pages can be configured individually, with areas for operation and display (e.g. switch, rocker, rotary control and value display)
- Includes large set of icons. You can load your own icons from Micro-SD Card
- Automatic functions for control of shading, room conditioning (heating, cooling, ventilation), lighting, adjustable on display
- Internal scene control, timer and wake-up function
- Logic gates (4 AND, 4 OR)
- RGB ambient lighting with individually variable colours
- Proximity sensor allows switching on approach and fast activation of the display from standby mode
- Brightness sensor for automatic adaptation of the display lighting
- 4 inputs (binary inputs or for temperatures sensor T-NTC), connection cable available separately
- Micro SD card slot for images, icons
- Mounting in socket, no frame needed
- Available in black glossy only

Corlo Touch KNX 5in

- KNX connection for data communication

Corlo Touch KNX 5in WL


- KNX connection
- WLAN communication for displaying network content (e.g. defined websites, camera images, visualization) and for app control via smartphone, also see box on page 39



reddot award 2017
winner



Corlo M1-T Button white, egde white matt



Corlo M2-T Double Button black, edge black matt



Corlo M1-T Button black, edge chromed glossy



Corlo M2-T Double Button white, edge chromed matt

Product images show approximately original size.

CORLO M-T Push Buttons

A temperature sensor is integrated in the rocker switches. The room temperature value can be evaluated, for example, by the Corlo Touch KNX display. The push buttons can be connected to binary inputs, e.g. the Corlo Touch KNX display. They are also suitable for conventional electrical installation, relay controls and PLC – also for the Elsner WS1 and WS1000 controls.

- Conventional rocker switches
- Integrated temperature sensor (T-NTC)
- Mounting with frame Corlo in socket

Corlo M1-T

- Single push button

Corlo M2-T

- Double push button



Turn normal buttons into KNX buttons

If you want to use the commands of conventional buttons in the KNX system, simply connect them to the binary inputs of a KNX device. Such inputs are available on the Corlo Touch KNX display, for example. But there are also special miniature interfaces that fit into switch boxes, such as the KNX B8-TH of Elsner Elektronik.

Corlo Power Outlet white, edge white matt



Corlo Power Outlet black, edge black matt



Product images show approximately original size.

Corlo LAN Connection Box black, edge chromed glossy



Corlo LAN Connection Box white, edge chromed matt



CORLO Power Outlet


The earthing contact socket for the Corlo system has increased protection against accidental contact as a child lock.

- Protective contact socket
- Integrated touch protection
- Mounting with frame Corlo in socket

CORLO Cover for LAN Connection Box

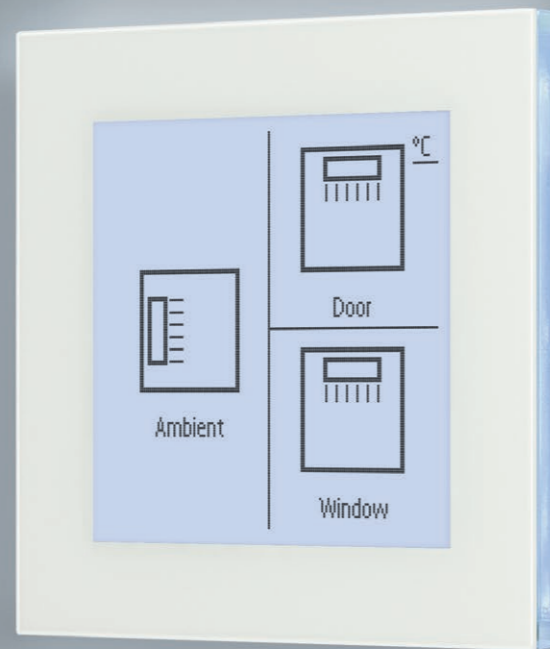
The real glass cover for a LAN connection unit offers two slots.

- Cover for 2-connector network box
- Mounting with frame Corlo Plane and matching network socket unit in appliance box. The connector box is not included in the delivery

								
NAME	Corlo Touch KNX	Corlo Touch KNX WL	Corlo Touch KNX 5in	Corlo Touch KNX 5in WL	Corlo M1-T	Corlo M2-T	Corlo Power Outlet	Corlo Cover for LAN Connection Box
Item number	70258 (white, chrome gl.) 70259 (black, chrome gl.) 70260 (white, chr. matt) 70261 (black, chrome matt) 70336 (white, white matt) 70337 (black, black matt)	70252 (white, chrome gl.) 70253 (black, chrome gl.) 70254 (white, chr. matt) 70255 (black, chrome matt) 70334 (white, white matt) 70335 (black, black matt)	70481 (black/black)	70475 (black/black)	70282 (white, chrome gl.) 70283 (black, chrome gl.) 70284 (white, chr. matt) 70285 (black, chrome matt) 70338 (white, white matt) 70339 (black, black matt)	70286 (white, chrome gl.) 70287 (black, chrome gl.) 70288 (white, chr. matt) 70289 (black, chrome matt) 70340 (white, white matt) 70341 (black, black matt)	70318 (white, chrome gl.) 70319 (black, chrome gl.) 70330 (white, chr. matt) 70331 (black, chrome matt) 70332 (white, white matt) 70333 (black, black matt)	70421 (white, chrome gl.) 70422 (black, chrome gl.) 70423 (white, chr. matt) 70424 (black, chrome matt) 70425 (white, white matt) 70426 (black, black matt)
COMMUNICATION								
KNX	✓	✓	✓	✓	-	-	-	-
WLAN	-	✓ (Visu, App)	-	✓ (Visu, App)	-	-	-	-
INTEGRATED SENSORS								
Temperature	-	-	-	-	✓	✓	-	-
MANUAL OPERATION								
Light: switching/dimming	✓	✓	✓	✓	✓	✓	-	-
Light: RGB, tunable white	✓	✓	✓	-	-	-	-	-
Sun shade/window	✓	✓	✓	✓	-	✓	-	-
Temperature	✓	✓	✓	✓	-	-	-	-
Scenes	✓	✓	✓	✓	✓	✓	-	-
Send value (bus)	✓	✓	✓	✓	-	-	-	-
AUTOMATIC CONTROL								
Shading	✓	✓	✓	✓	-	-	-	-
Window	✓	✓	✓	✓	-	-	-	-
Light	✓	✓	✓	✓	-	-	-	-
Ventilation control	-	✓	✓	✓	-	-	-	-
Temperature control	✓	✓	✓	✓	-	-	-	-
Timer	✓	✓	✓	✓	-	-	-	-

Note: Not all devices can cover all operating and automatic functions at the same time. Please note the detailed descriptions.





UNIVERSAL PUSH BUTTON Nunio


ONE button for many requirements

Nunio KNX M-T can be a single, double, triple or quadruple push button, making it ideal for changing requirements such as change of tenants in residential or commercial properties, hotel rooms, etc.

LABELLED TOUCH SURFACES

The push button is the size of a switch and its monochrome touch display and glass frame form a single unit. When the push button is touched, the display lighting switches on and also shines into the frame. Exciting light reflections are created in the glass and on the wall.

The flexibility of the push button comes from the programming options in the ETS. Here, you can set how many touch surfaces are visible and what function they have, e.g. switching, dimming, moving a blind or calling up a scene. Each button can be labelled with an icon and text. Changing text can indicate, for example, whether a luminaire is on or off. This makes it easy for users to find their way around. Another, freely definable function is called up by touching with the palm of the hand or swiping.



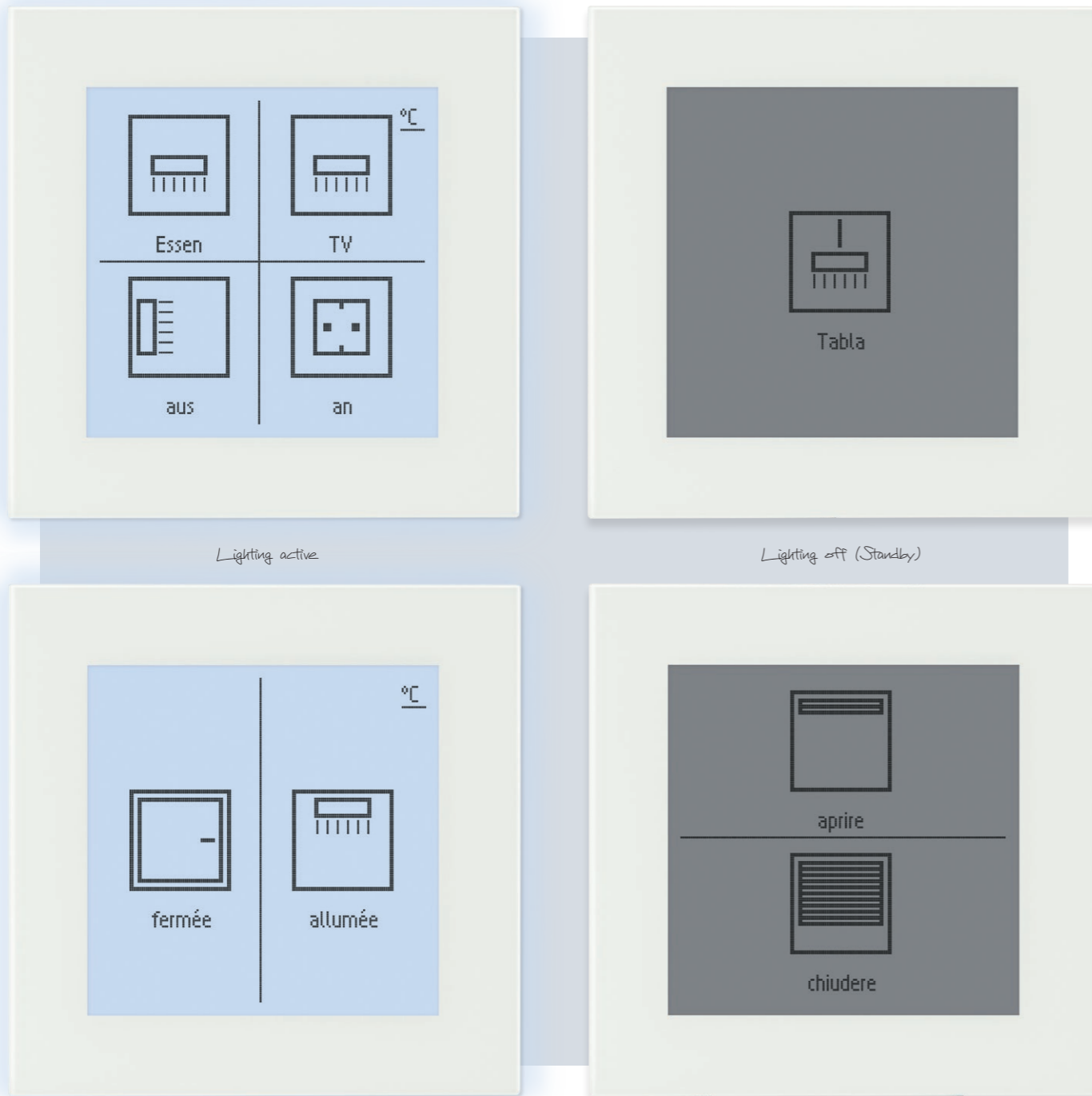
In addition, Nunio KNX M-T measures and controls the room temperature. Setpoint, mode and, if required, fan speed are set on a separate display page.

Nunio KNX M-T is supplied via the KNX bus voltage, so only the KNX TP line is required for connection.



All KNX products of Elsner Elektronik are configured via the ETS. No further software is necessary.





NUNIO® KNX M-T Universal Touch-Button

The blinds, the light or would you prefer a scene? With the Nunio KNX M-T push button, everything can be conveniently operated and the room temperature can also be set. And if the room is used differently in the future, the flexible KNX push button is simply adapted to the new requirements.

- KNX push button with touch display 160 × 160 pixels, adjustable as single, double, triple or quadruple push button
- Functions: (toggle) switching, positioning of drive (with distinction short/long), dimming, 8-/16-bit value, scene
- Each touch key can be labelled with two text variants and one of the 19 icons from the internal library
- Additional surface function when touching with the palm of the hand or wiping
- Clearly arranged temperature controller for setpoint adjustment, mode switching and fan speed adjustment
- Integrated temperature sensor with mixed value calculation (own/external value)
- PI controller for heating/cooling with fan coil control, see also box on page 13
- Logic links (2 AND, 2 OR)
- Integrated glass frame backlit by the two-stage display illumination. Switch-off in standby



Different use - different requirement

Rooms are used differently, a new tenant moves in, the commercial space is divided differently or a new guest moves into the hotel room... In such cases, it is helpful if a push button can be easily adapted via the ETS, be it only the labelling or also the number of areas and functions.



elsner[®]
e l e k t r o n i k
smart building technology

www.elsner-elektronik.de